

SJE PUMPMASTER® PLUS Pump Switch

Mechanically-activated, wide-angle switch designed for direct control of pumps up to 3/4 HP at 120 VAC and 2 HP at 230 VAC.

This mechanically-activated, wide-angle pump switch provides automatic control of pumps in:

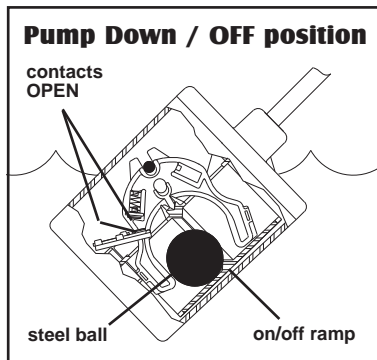
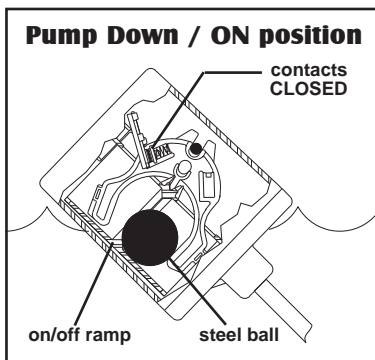
- water
- sewage applications

The SJE PumpMaster® Plus pump switch is not sensitive to rotation or turbulence allowing it to be used in both calm and turbulent applications.



FEATURES

- Heavy-duty contacts.
- Controls pumps up to 3/4 HP at 120 VAC and 2 HP at 230 VAC.
- Adjustable pumping range of 7 to 36 inches (18 to 91 cm).
- Includes standard mounting clamp and boxed packaging.
- UL Recognized for use in water and sewage.
- CSA Certified.
- Five-year limited warranty.



OPTIONS

This switch is available:

- for pump down or pump up applications as specified by part number.
- with a 120 VAC or 230 VAC piggy-back plug.
- without a plug for direct wiring in 120 VAC or 230 VAC applications.
- in standard cable lengths of 10, 15, 20, or 30 feet and 3, 5, 6, or 10 meters (longer lengths available).

SPECIFICATIONS

CABLE: flexible 14 gauge, 2 conductor (UL, CSA) SJOW, water-resistant (CPE)

FLOAT: 3.05 inch diameter x 3.56 inch long (7.75 x 9.04 cm) high impact, corrosion resistant, PVC housing for use in sewage and water up to 140°F (60°C)

ELECTRICAL:

120 VAC 50/60Hz Single Phase:

Maximum Pump Running Current:
15 amps

Maximum Pump Starting Current:
85 amps

Recommended Pump HP:
3/4 HP or less

230 VAC 50/60Hz Single Phase:

Maximum Pump Running Current:
15 amps

Maximum Pump Starting Current:
85 amps

Recommended Pump HP:
2 HP or less

NOTE: This switch must be used with pumps that provide integral thermal overload protection.

SEE BACKSIDE FOR ORDERING INFORMATION.

SJE
Rhombus

PO Box 1708, Detroit Lakes, MN 56502

1-888-DIAL-SJE • 1-218-847-1317

1-218-847-4617 Fax



email: customer.service@sjerhombus.com

www.sjerhombus.com 113

SJE PUMPMASTER® PLUS Pump Switch

Mechanically-activated, wide-angle switch designed for direct control of pumps up to 3/4 HP at 120 VAC and 2 HP at 230 VAC.

ORDERING INFORMATION

PUMP DOWN 		PUMP UP 		List Price	Shipping Weight
Part#	Description	Part#	Description		
1003232	10PMPD1WP	1003237	10PMPU1WP	\$81.84	1.88 lbs.
1003233	10PMPD2WP	1003239	10PMPU2WP	\$83.98	1.92 lbs.
1003235	10PMPDWOP	1003241	10PMPUWOP	\$74.45	1.73 lbs.
1003243	15PMPD1WP	1003249	15PMPU1WP	\$85.39	2.23 lbs.
1003245	15PMPD2WP	1003251	15PMPU2WP	\$87.55	2.23 lbs.
1003247	15PMPDWOP	1003253	15PMPUWOP	\$78.01	2.13 lbs.
1003255	20PMPD1WP	1003261	20PMPU1WP	\$88.96	2.57 lbs.
1003257	20PMPD2WP	1003263	20PMPU2WP	\$91.10	2.61 lbs.
1003259	20PMPDWOP	1003265	20PMPUWOP	\$81.58	2.49 lbs.
1003267	30PMPD1WP	1003273	30PMPU1WP	\$96.79	3.38 lbs.
1003269	30PMPD2WP	1003275	30PMPU2WP	\$98.93	3.41 lbs.
1003271	30PMPDWOP	1003277	30PMPUWOP	\$89.38	3.30 lbs.

OPTIONS

MOUNTING CLAMP
is standard - deduct optional

CABLE WEIGHT MOUNTING
Is also available.

PACKAGING
Boxed - standard
Bagged - optional
Bulk - optional

ADDITIONAL CABLE
Longer cable lengths available. Please call for details.

D = Pump Down U = Pump Up 1 = 120VAC 2 = 230VAC

WP = With Plug WOP = With Out Plug

NOTE: Descriptions are grouped by cable length measured in feet (10, 15, 20, 30).

UL Recognized for
Water & Sewage



LR54245

SPECIFICATIONS

PUMPING RANGE: 7 to 36 inches (18 cm to 91 cm)

CABLE: flexible 14 gauge, 2 conductor (UL, CSA) SJOW, water-resistant (CPE)

FLOAT: 3.05 inch diameter x 3.56 inch long (7.75 cm x 9.04 cm), high impact, corrosion resistant, PVC housing for use in sewage and water up to 140°F (60°C)

ELECTRICAL:

Voltage 50Hz/60Hz Single Phase	Max. Pump Run Current	Max. Pump Start Current	Recommended Pump HP
120 VAC	15 amps	85 amps	3/4 HP or less
230 VAC	15 amps	85 amps	2 HP or less

NOTE: This switch must be used with pumps that provide integral thermal overload protection.

OTHER INFORMATION

PUMP DOWN is normally open contacts for emptying in water or sewage applications.

PUMP UP is normally closed contacts for filling in water or sewage applications.

DIRECT WIRING

Units used for direct wiring (without plug) may be used in either 120 VAC or 230 VAC applications within specified amp ratings.

www.sjrhombus.com

customer.service@sjrhombus.com

Call or fax your order!

1-888-DIAL-SJE (1-888-342-5753) ■ Fax 218-847-4617

Product offering and pricing are subject to change without notice.
Please visit www.sjrhombus.com for the most current information.

Cat Page PN 1011928P-WEB
© SJE-Rhombus 05/15